

WHAT WE DO

- 1. Watch the weather** – We monitor the weather forecast to plan ahead
 - 2. Patrol the streets** – We patrol the roads and check weather conditions
 - 3. Pre-treat the roads** – We apply anti-ice (salt brine) to dry asphalt in certain conditions to help prevent ice from forming
 - 4. Salting and sanding** – We use either salt or a sand and salt mix on our roads depending on the type of road and conditions
 - 5. Plow the roads** – Plows must be out when the snow is this deep:
 - **8 cm** – Major roads (e.g. 7th Line, Gilford Road, 25th Sideroad)
 - **10 cm** – Residential streetsOften, we are out in advance.
 - 6. Clear the sidewalks and bike lanes** – Crews start clearing sidewalks and bike lanes when we start clearing roads
 - 7. Continue to clear snow** – It can take up to 24 hours after the snow stops falling to clear all of Innisfil's roads
- If you have a concern about snow clearing, contact Customer Service at 705-436-3710 or inquiry@innisfil.ca.*

SNOW CLEARING IS A COORDINATED EFFORT

Some roads in Innisfil are under the care of a different jurisdiction. For example, the County of Simcoe is responsible for snow clearing on:

- Yonge Street
- 5th Sideroad
- 10th Sideroad
- Parts of Innisfil Beach Road

If you have a concern about these roads, contact Service Simcoe at 1-800-263-3199 or info@simcoe.ca.

You can see an interactive map of road jurisdictions at innisfil.ca/roads.



2101 Innisfil Beach Road, Innisfil ON L9S 1A1

705-436-3710 | 1-888-436-3710
www.innisfil.ca | inquiry@innisfil.ca





GET TO KNOW THE PLAN FOR SNOW

The Town of Innisfil is ready when the snow starts to fall. Here's what you need to know about snow clearing in our community this winter.



WHEN WE CLEAR SNOW

Road type	When does the town start plowing?	How much snow is that?	How many hours after the snow stops falling does it take to clear an average storm?
Major roads	8 cm	 House key	6-8 hours
Residential streets	10 cm	 Bank card	14-16 hours

On average, it takes eight hours to clear a single plow route and it can take an additional six to eight hours to clear a road after snow has stopped falling.

RESIDENTIAL STREETS – HOW & WHEN SNOW IS CLEARED

What you can expect: We use the maintenance standards provided by the Province of Ontario as a baseline for our snow clearing and road maintenance activities. We strive to meet or exceed these standards; however, weather conditions can affect snow clearing activities. We prioritize emergency routes and high-traffic roads so more vehicles, including emergency vehicles, can get to where they need to be.

Cul-de-sacs usually have snow placed in the middle of the court and we remove this pile when time and resources allow.

Windrow clearing: We plow all roads in the safest and most efficient way possible. Windrows or banks of snow at the end of a driveway are unavoidable. Shovel snow to the left of your property (when facing your house from the road) to reduce the impact of snow that gets pushed across by the plow blade.

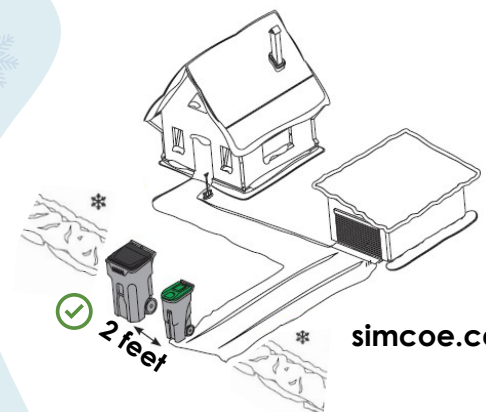
The Town will not clear the snow deposited at the end of your driveway after plowing. If you're unable to clear snow from your property, consider asking neighbours for help or hiring a service.



You can check the snow clearing status of your street by using our snowplow tracker at innisfil.ca/snow. The interactive map shows which roads and sidewalks have been cleared within the last 12 hours.

YOUR RESPONSIBILITIES

- Make sure to follow the overnight winter parking restrictions to allow room for snowplows (no overnight parking from November 15 to April 15, from midnight to 7am)
- Avoid leaving your car on the road during the day if the plow has not yet gone by
- Give snow plows plenty of space and never pass a working snow plow
- Don't push snow on the roadway as this is a violation of the Highway Traffic Act
- Remove items such as bins, basketball nets, and planters away from the edge of your driveway
- Keep children safe – don't let them play or build snow forts in the snow banks at the side of the road
- Help clear snow around fire hydrants and catch basins
- Place your waste collection carts on a cleared driveway or cleared area with 2 feet of space all around



simcoe.ca/carts