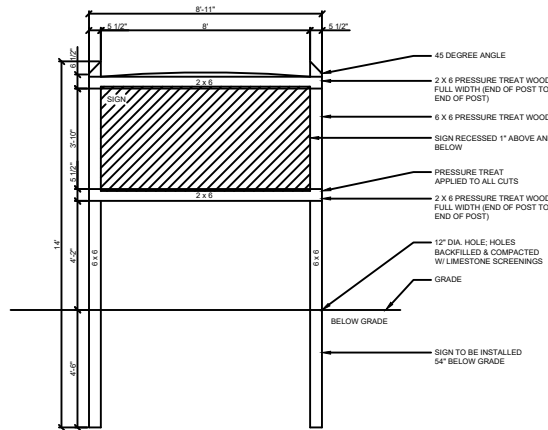
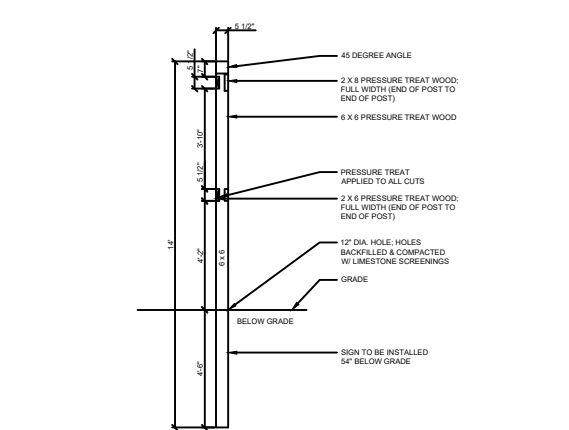


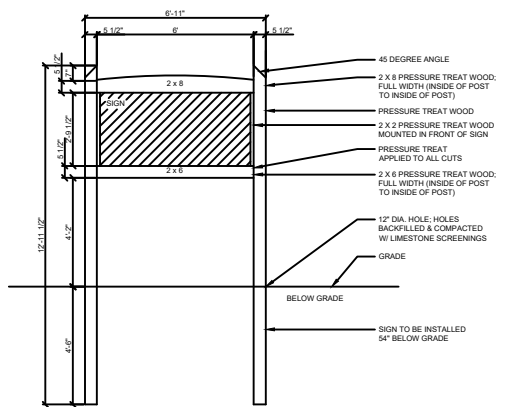
TYPICAL (8X4) SWMF SIGN: FRONT VIEW
SCALE: NTS



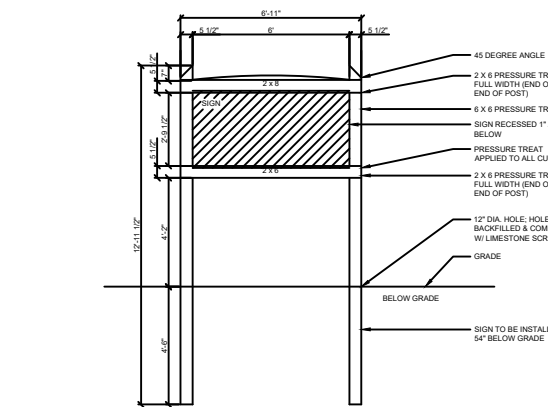
TYPICAL (8X4) SWMF SIGN: BACK VIEW
SCALE: NTS



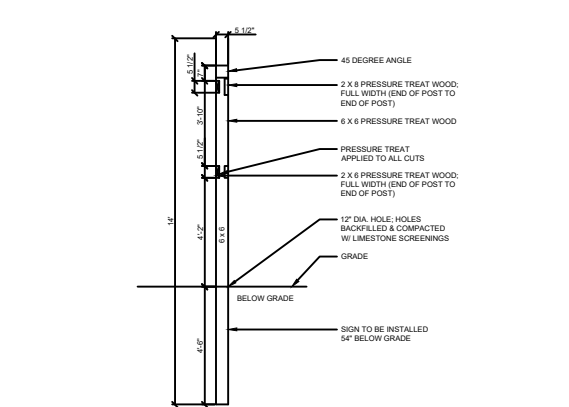
TYPICAL (8X4) SWMF SIGN: SIDE VIEW
SCALE: NTS



TYPICAL (6X3) SWMF SIGN: FRONT VIEW
SCALE: NTS



TYPICAL (6X3) SWMF SIGN: BACK VIEW
SCALE: NTS



TYPICAL (6X3) SWMF SIGN: SIDE VIEW
SCALE: NTS

REFER TO TOISD 818 FOR DETAILS REGARDING
THE SWM FACILITY SIGN REQUIREMENTS



STORMWATER MANAGEMENT FACILITY SIGN FRAME DETAIL

DRAWN:	APR'D:				
SCALE: N.T.S.	DATE: SEPT 2025	NO.	REVISIONS	APR'D	DATE

METRIC
ALL DIMENSIONS IN mm
UNLESS OTHERWISE NOTED

**TOISD
818A**